


Learning space layout: The Creighton Academy's Early years coveys

The Creighton Academy serves about 300 students in grades kindergarten through 6. At The Creighton Academy, every student is a member of a covey: a multi-age group of 55-60 students. Students work with both educators specific to their coveys (e.g., each covey has its own literacy teacher and its own math/Spanish teacher) and educators who work across coveys (e.g., small-group teachers, specials teachers). Additionally, MLFTC teacher candidates, paraeducators, reading interventionists, coaches and community educators join teachers in supporting students.

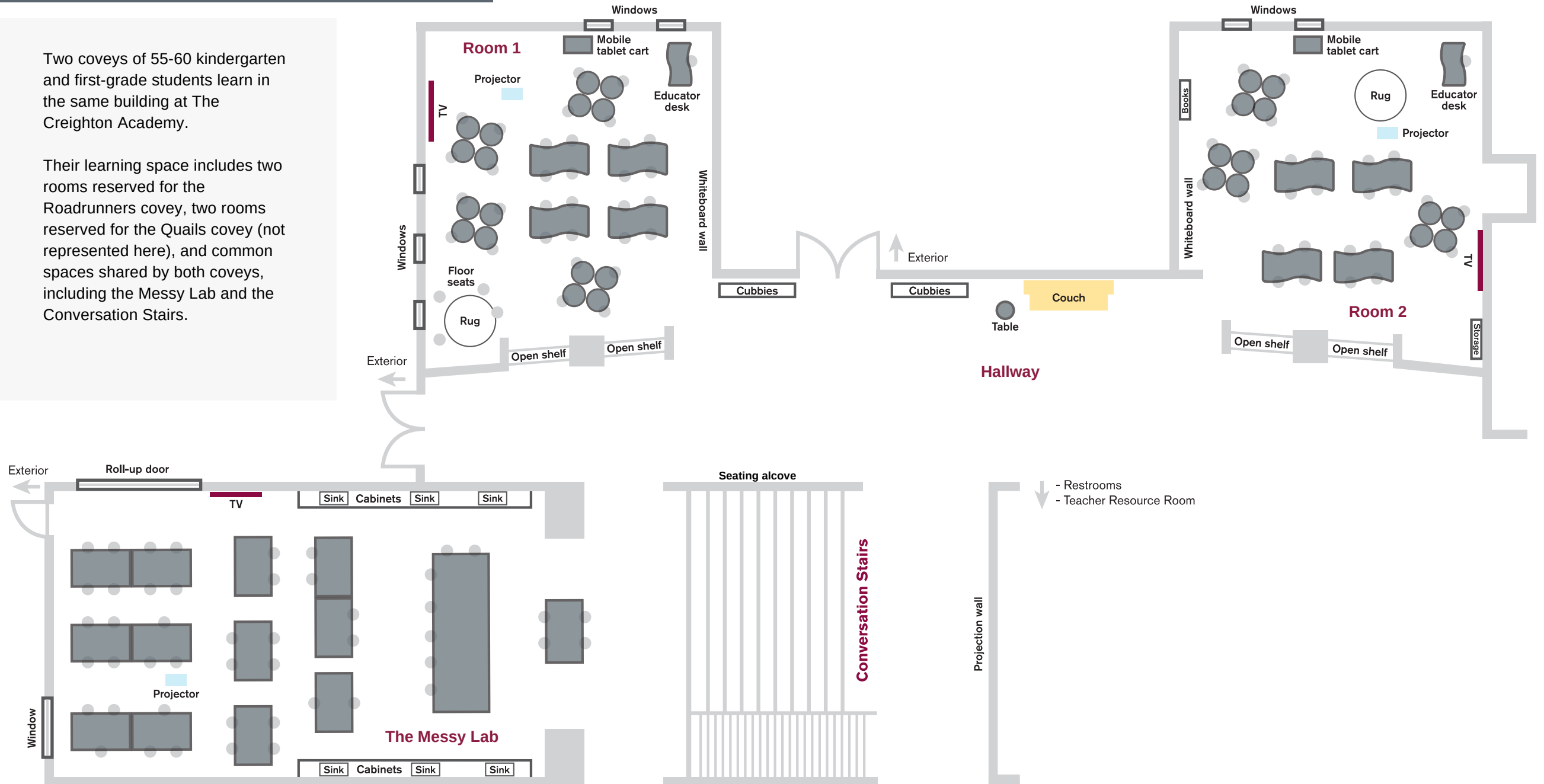
Here is how the Early Years coveys designed their learning space.



The learning space at a glance

Two covets of 55-60 kindergarten and first-grade students learn in the same building at The Creighton Academy.

Their learning space includes two rooms reserved for the Roadrunners covet, two rooms reserved for the Quails covet (not represented here), and common spaces shared by both covets, including the Messy Lab and the Conversation Stairs.



Learning space descriptions

▶ Rooms 1 and 2

Students engage in breakfast, family meeting, and content area blocks (i.e., English Language Arts and math/Spanish) in these spaces. These spaces include a variety of flexible seating options including chairs, stools, floor cushions, round desks and bigger tables.

▶ The Messy Lab

The entire covey (50-60 students) gathers together in this space for social centers and project-based learning. During social centers—a structure adapted from [Tools of the Mind](#)—students come up with a “play plan,” play, and clean up. Project-based learning connects directly to science and social studies standards and supports students in developing collaborative and problem-solving skills.

▶ Conversation Stairs

The Conversation Stairs are large enough to host both coveys of students — about 120 learners — for large-group presentations. More commonly, however, this space is used as flexible seating for small-group and independent learning.

▶ Hallway

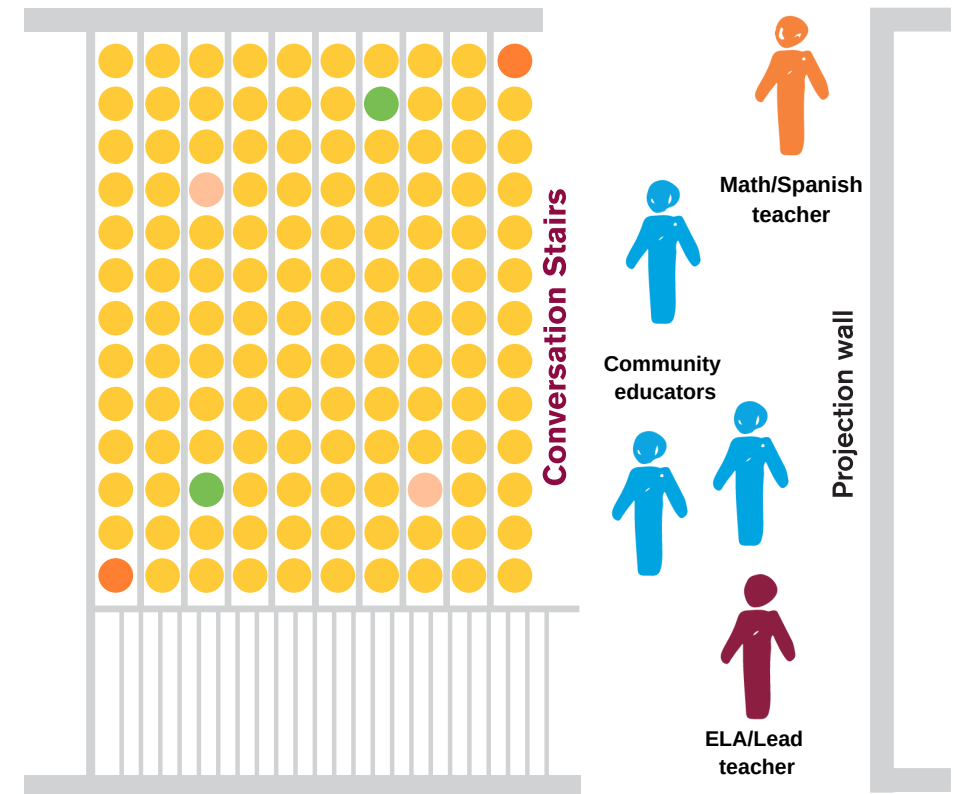
Additional flexible seating — a couch and alcoves cut into the walls — provide additional space for small-group work, one-on-one conferences and independent work. Additionally, students' cubbies, where they stow backpacks and additional materials, are located here.

Configuring the learning space for different purposes

Examine the two sketches that follow to see how students and educators gather in the learning spaces for different educational purposes.

Large-group presentations at the Conversation Stairs

At times, both Early Years coveys — about 120 students — gather together for large-group presentations at the Conversation Stairs. This is how the group might look during a community educator presentation, with community educators, a teacher, and the lead teacher presenting in front of the projection wall, students seated on the stairs, and the rest of the educator team — two paraeducators, two teachers, and two MLFTC residents — seated among them.



Inquiry time in the Messy Lab

Here is what it might look like when a covey gathers for inquiry time. Students spread throughout the Messy Lab, while the core educator team — one lead teacher, one teacher, one paraeducator and one MLFTC resident — work together to support their learning.

